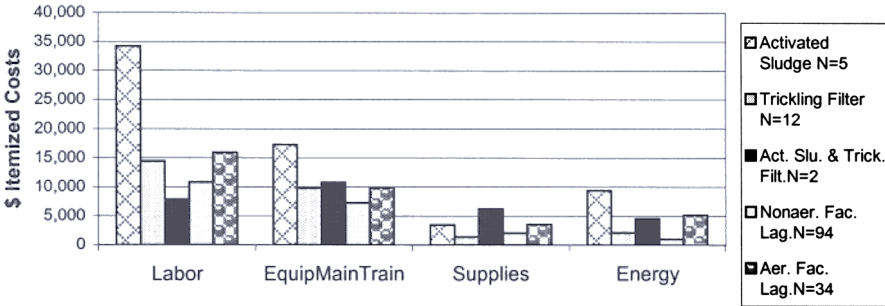
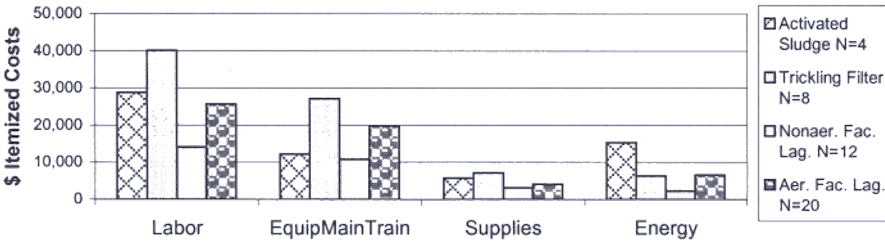


**Summary of All Iowa Surveyed Wastewater Treatment Systems  
Data for Itemized Budget Costs**

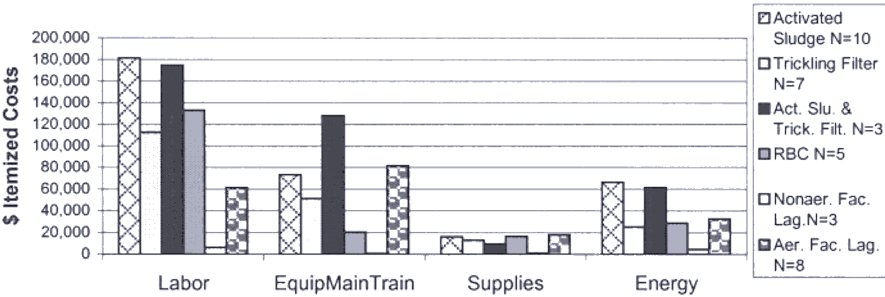
**Figure WW9-1. Summary of mean 1999 - 2000 itemized costs for Iowa wastewater treatment systems with <500 Customers.**



**Figure WW9-2. Summary of mean 1999- 2000 itemized costs for Iowa wastewater treatment systems with 500-999 customers.**



**Figure WW9-3. Summary of mean 1999 - 2000 itemized costs for Iowa wastewater treatment systems with 1,000-9,999 customers.**



**Figure WW9-4. Summary of mean 1999 - 2000 itemized costs for Iowa wastewater treatment systems with >10,000 customers.**

