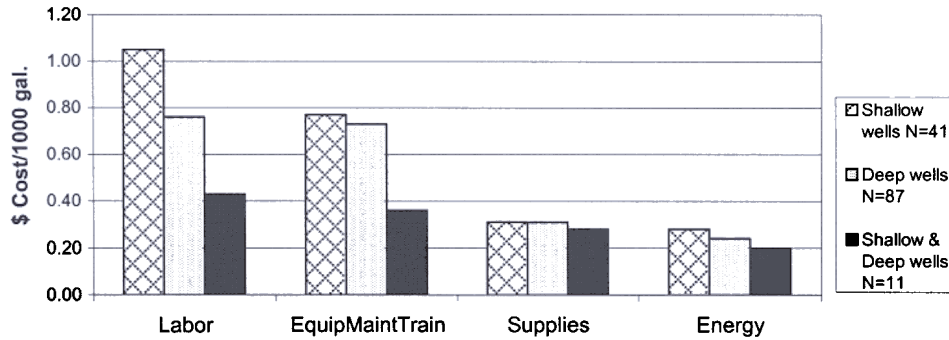
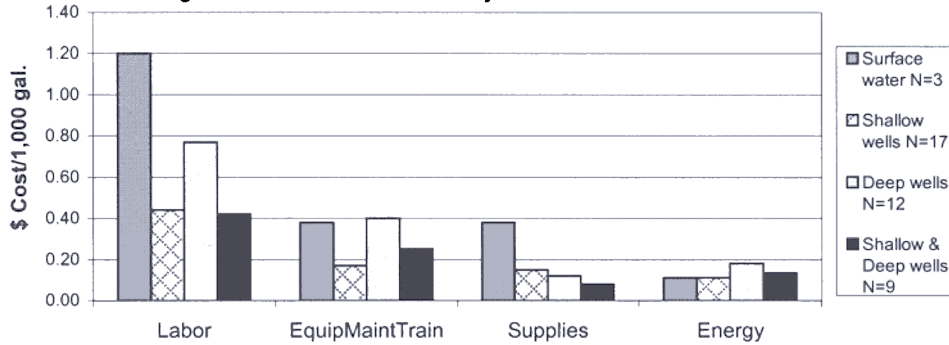


**Summary of Iowa Surveyed Water Treatment Data of Itemized Budget Costs 1000/Gallons for All Water Sources**

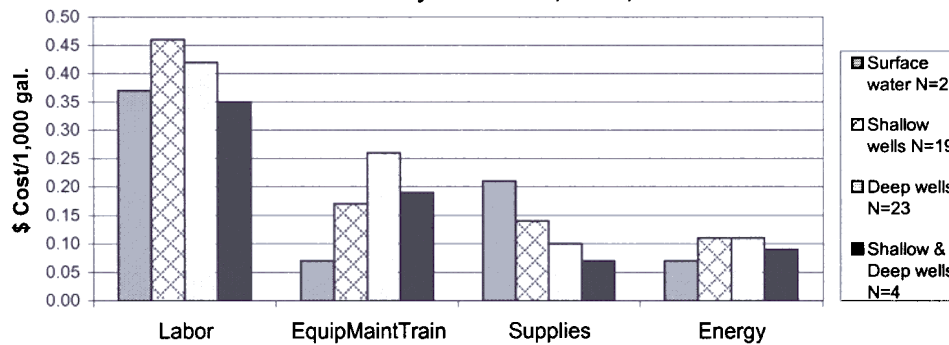
**Figure W13-1. Summary of mean 1999 - 2000 itemized budget costs/1,000 gal. for Iowa water treatment systems with <500 customers.**



**Figure W13-2. Summary of mean 1999-2000 itemized budget costs/1,000 gal. for Iowa water treatment systems with 500 - 999 customers.**



**Figure W13-3. Summary of mean 1999-2000 itemized budget costs/1,000 gal. for Iowa water treatment systems with 1,000 - 9,999 customers.**



**Figure W13-4. Summary of mean 1999-2000 itemized budget costs/1,000 gal. for Iowa water treatment systems with >10,000 customers.**

