

Summary of Iowa Surveyed Water Treatment Data of Itemized Budget Costs for All Water Sources

Figure W7-1. Summary of mean 1999-2000 itemized budget costs for Iowa water treatment systems with <500 customers.

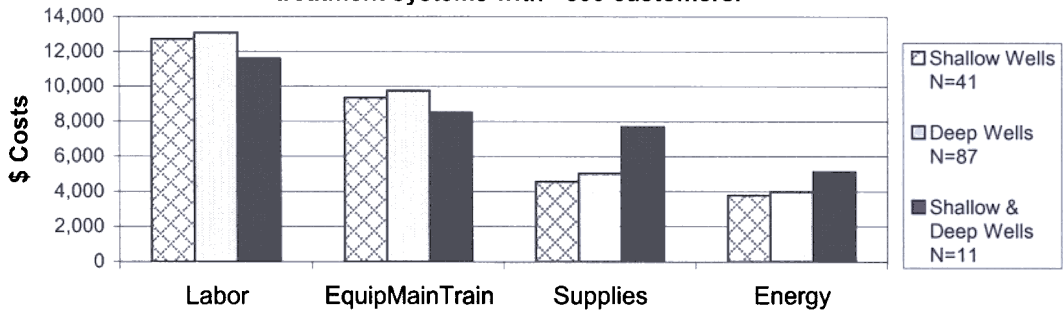


Figure W7-2. Summary of mean 1999-2000 itemized budget costs for Iowa water treatment systems with 500-999 customers.

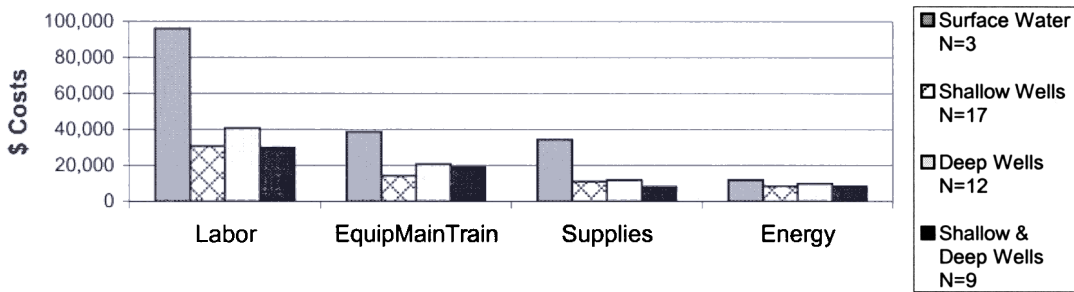


Figure W7-3. Summary of mean 1999-2000 itemized budget costs for Iowa water treatment systems with 1,000-9,999 customers.

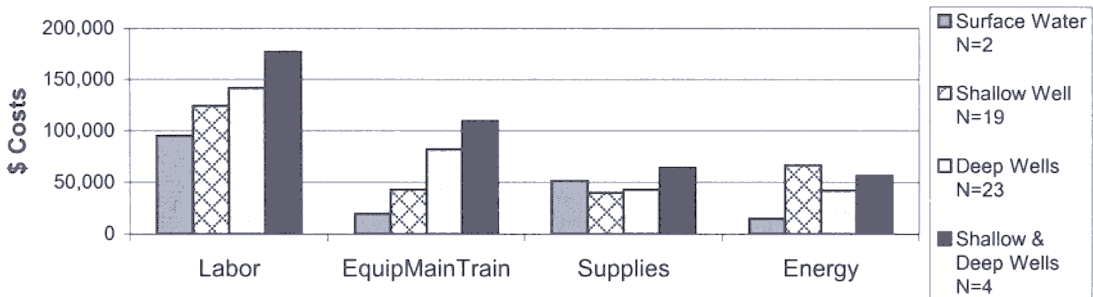


Figure W7-4. Summary of mean 1999-2000 itemized budget costs for Iowa water treatment systems with >10,000 customers.

